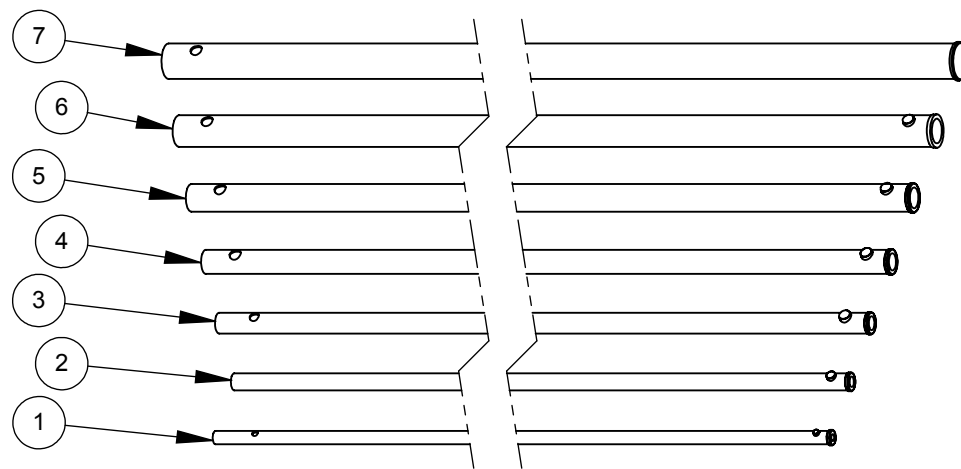
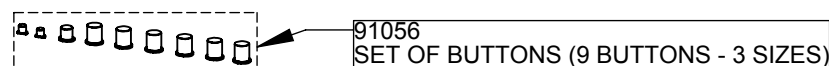


91060  
CMR-25'/7.6m COMPLETE LOCK SET

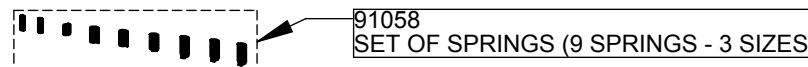
**\*NOTE**  
Components may be sold separately.  
Please see sub-assembly part number  
drawing for details.



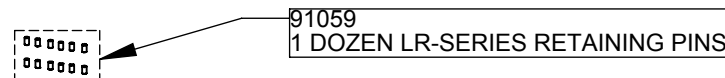
(LOCK ASSEMBLIES ARE SUPPLIED WITH REPLACEMENT SECTIONS)




91056  
SET OF BUTTONS (9 BUTTONS - 3 SIZES)



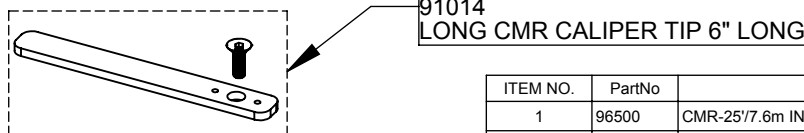
91058  
SET OF SPRINGS (9 SPRINGS - 3 SIZES)



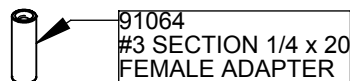
91059  
1 DOZEN LR-SERIES RETAINING PINS



91063  
STANDARD CMR CALIPER TIP-1 1/3" LONG



91014  
LONG CMR CALIPER TIP 6" LONG



91064  
#3 SECTION 1/4 x 20  
FEMALE ADAPTER

ITEM NO.	PartNo	DESCRIPTION	QTY
1	96500	CMR-25'/7.6m INCHES/METRIC #3 TOP SECTION (4'-7')	1
2	96501	CMR-25'/7.6m INCHES/METRIC #4 SECTION (7'-10')	1
3	96502	CMR-25'/7.6m INCHES/METRIC #5 SECTION (10'-13')	1
4	96513	CMR-25'/7.6m INCHES/METRIC #6 SECTION (13'-17')	1
5	96504	CMR-25'/7.6m INCHES/METRIC #7 SECTION (17'-21')	1
6	96505	CMR-25'/7.6m INCHES/METRIC #8 SECTION (21'-25')	1
7	96506	CMR-25'/7.6m INCHES/METRIC #9 BASE SECTION (0-4')	1

90180

CMR-25'/7.6m

DATE: 7/23/2010

REV. A

PAGE 1 OF 1

**SECO**  
www.surveying.com

4155 OASIS ROAD  
REDDING, CA 96003